



NUTS  
PGS. 6-9



STEMS  
PGS. 6-9



WASHERS  
PGS. 6-9



STRAIGHT SWIVELS  
PGS. 6-9



FEMALE FLARE TO  
BARB  
PG. 7



SPLICERS  
PG. 10



SPICERS -  
REDUCERS  
PG. 11



SPICERS - 90°  
PG. 12



BARB HOSE TEES  
PGS. 13-14



BARB HOSE CROSSES  
PGS. 14-15



Y-TEES  
PG. 16



Y-CROSSES  
PG. 16



PLUGS  
PG. 17



CAPS  
PG. 17



MALE FLARE TEES  
PG. 18



BARB TO  
MALE FLARE  
PG. 18



FEMALE FLARE TO  
MALE FLARE TEES  
PG. 19



FEMALE FLARE TO  
MALE FLARE TEES  
PG. 19



BARB TEES TO  
FEMALE FLARE  
PG. 19



BARB CROSSES TO  
FEMALE FLARE  
PG. 19



FEMALE FLARE TO  
BARB TEES  
PG. 20



FEMALE FLARE TO  
BARB ELBOWS  
PG. 20



FEMALE FLARE TO  
MALE FLARE ELBOWS  
PG. 20



BARB TEES  
TO NPT  
PG. 21



MALE FLARE TEES  
TO NPT  
PG. 21



BARB TEES TO  
FEMALE NPT  
PG. 21



BARB TO  
MALE FLARE  
PG. 22



MALE FLARE TO  
MALE FLARE  
PG. 22



BULKHEAD ADAPTERS  
PG. 22



NPT TO  
MALE FLARE  
PG. 23



NPT TO MALE  
FLARE ELBOWS  
PG. 23



FEMALE FLARE  
TO MALE FLARE  
PG. 23



BARB TO NPT  
PG. 24



BARB TO  
NPT ELBOWS  
PG. 24



BARB TO NPT  
ELBOWS SWEEP  
PG. 25



NPT TO NPT  
ELBOW  
PG. 25



BARB TO  
FEMALE NPT  
PG. 26



SWIVELS  
ELBOWS  
PG. 27



SWIVELS - 45°  
PG. 27



U-BENDS  
PG. 28



U-BEND MANIFOLDS  
SINGLE MALE FLARE  
PG. 28



U-BEND MANIFOLDS  
SINGLE BARB  
PG. 29



U-BEND MANIFOLDS  
MULTI BARBED  
PG. 30



U-BEND MANIFOLDS  
MALE FLARE  
PG. 30



MANIFOLDS - STRAIGHT  
MALE FLARE AND BARBED  
PG. 31



WINDER-BAR  
INLETS - STRAIGHT  
PG. 32



WINDER-BAR  
INLETS - 45° AND 90°  
PG. 32



SHURFLO INLETS  
STRAIGHT  
PG. 33



SHURFLO INLETS  
- 90°  
PG. 33



FLOJET INLET STRAIGHT AND 30° PG. 34



FLOJET INLET - U-BEND MANIFOLDS PG. 34



FLOJET INLET STRAIGHT - QUAD PORT PG. 34



VALVE INLETS - STRAIGHT PG. 35



VALVE INLETS - 45° AND 30° PG. 35



BEER NUTS PG. 36



BEER CAP NUT PG. 36



BEER STEMS PG. 36



BEER STEM - ELBOWS PG. 37



BEER WING NUT PG. 37



BEER WASHER PG. 37



BEER STEM - MALE FLARE PG. 37



BEER GAS NIPPLE PG. 37



STAINLESS WALL BRACKET - BEER THREAD TO BARB PG. 38




STAINLESS WALL BRACKET - STRAIGHT SPLICER PG. 38




STAINLESS WALL BRACKET - 45° SPLICER PG. 39



STAINLESS WALL BRACKET - U-BEND PG. 39



STAINLESS WALL BRACKET - BEER THREAD TO BARB PG. 39



STAINLESS WALL BRACKET - BEER THREAD PG. 39



JUG GROWLER FILLER PG. 40



BARB ELBOW TO SMOOTH FINISH - 90° PG. 40



BARB ELBOW TO SMOOTH FINISH - 45° PG. 40



FAUCET LEVER PG. 40



QUICK DISCONNECT TO BEER THREAD - U-BEND PG. 41



STAINLESS WALL BRACKET BARB TO BEER - THREAD U-BEND MANIFOLD PG. 41



STAINLESS 6-WAY BEER CLEANING MANIFOLD - STAR PG. 41



STAINLESS BEER MANIFOLDS Pgs. 42-44



STAINLESS 6-WAY BEER MANIFOLD PG. 44



BARB TO SMOOTH FINISH PG. 44



TUBE COMPRESSION TO BARB PG. 45



TUBE COMPRESSION TO MALE FLARE PG. 45



FEMALE FLARE TO BARB COMPRESSION PG. 45



FEMALE FLARE TO MALE FLARE COMPRESSION PG. 46



QUICK DISCONNECT ADAPTERS PG. 46



QUICK DISCONNECT ADAPTERS - ELBOW PG. 46



QUICK DISCONNECT ADAPTERS - NPT PG. 46



STARTER KIT PG. 47



OETIKER STERLESS BAR CLAMPS PG. 48



OETIKER PINCERS PG. 49



TUBE CUTTER PG. 49



CO2 WRENCH PG. 49



BARBED SHUT-OFF VALVE PG. 49



LOOSE COLD PLATES PG. 50



SEALED IN COLD PLATES PG. 51



CHILLER PLATES PG. 52



CHECK VALVE - NPT TO MALE FLARE PG. 52



CHECK VALVE - SINGLE BALL - NPT TO MALE FLARE PG. 53



CHECK VALVE - EXHAUSTIBLE BALL - NPT TO MALE FLARE PG. 53



CHECK VALVE - DOUBLE BALL - BARBED PG. 53



STAINLESS SHUT-OFF VALVE - MALE FLARE TO FEMALE FLARE - ELBOW PG. 54



PRESSURE RELIEF VALVE - NPT PG. 54



STAINLESS SHUT-OFF VALVE - MALE FLARE TO MALE FLARE PG. 54



N2 INLET - NIPPLE PG. 55



CO2 CHANGE-OVER VALVE MALE FLARE 3-WAY PG. 55



# CONVERSION TABLE


Nominal Inch	Actual Barb OD (")	Actual Barb OD (mm)	Matching Thread	Nominal Millimeter
1/8"	0.160"	4.06 mm		4 mm
5/32"	0.180"	4.57 mm		4.4 mm
3/16"	0.250"	6.35 mm		6 mm
1/4"	0.281"	7.14 mm	7/16" 20 UNF	6.5 mm / 7 mm
5/16"	0.340"	8.64 mm	1/2" 16 UNF	8 mm
3/8"	0.390"	9.96 mm	5/8" 18 UNF	9 mm / 9.5 mm / 10 mm
7/16"	0.450"	11.43 mm		11 mm
1/2"	0.531"	13.49 mm	3/4" 16 UNF	13.5 mm
3/4"	0.782"	19.86 mm		20 mm

<b>NOMINAL INCH</b>	Barb size designated to match the ID of beverage tubing.
<b>ACTUAL BARB OD (")</b>	The actual outside diameter of the barbed fitting in decimal format in inches.
<b>ACTUAL BARB OD (MM)</b>	The actual outside diameter of the barbed fitting in millimeters.
<b>MATCHING THREAD</b>	The unified thread standard that is normally used with a nominal inch fitting. e.g. a 1/4" nut has a 7/16" 20 UNF thread count.
<b>NOMINAL MILLIMETER</b>	Best practice conversion of inch based fittings onto metric based beverage tubing. e.g. 1/2" barb fitting can be used on 13.5 mm OD beverage tubing.

# 1/4" NUTS WITH STEMS




SKU	Material
1001	Nickel-plated brass
3196	Stainless Steel



SKU	A (Barb)	B (Length)
3014	1/8" 4.06 mm	0.87" 22.0 mm
3203	5/32" 4.57 mm	0.84" 21.3 mm
3006	1/4" 7.14 mm	0.94" 23.9 mm



SKU	Material
1041	Nickel-plated brass
3391	Stainless Steel



SKU	A (Barb)	B (Length)
3310	5/16" 8.54 mm	0.94" 23.9 mm



Flare Washer			
SKU	Thread	Color	Material
8007	1/4"	White	FDA Approved Nylon




Straight Swivel		
SKU	A (Barb)	B (Length)
7058	3/8" 9.96 mm	1.39" 35.3 mm
7471	1/2" 13.49 mm	1.54" 39.1 mm



Kit		
SKU	Nut	Stem
8073	1001	3006

# 1/4" FEMALE FLARE TO BARB

SKU	A (Barb)	B (Female Flare)	C (Length)
3091	3/8" 9.96 mm	1/4" (7/16-20)	1.16" 29.5 mm



# 5/16" NUTS WITH STEMS



SKU	Material
1002	Nickel-plated brass



SKU	A (Barb)	B (Length)
3186	1/8" 4.06 mm	0.67" 17.0 mm
3204	5/32" 4.57 mm	0.89" 22.6 mm
3007	1/4" 7.14 mm	1.00" 25.4 mm



SKU	Material
1018	Nickel-plated brass



SKU	A (Barb)	B (Length)
3023	3/8" 9.96 mm	0.95" 24.1 mm




Flare Washer			
SKU	Thread	Color	Material
8009	5/16"	Red	FDA Approved Nylon

# 3/8" NUTS WITH STEMS




SKU	Material
1003	Nickel-plated brass
3178	Stainless Steel



SKU	A (Barb)	B (Length)
3008	1/4"	1.00"
	7.14 mm	25.4 mm
3009	3/8"	0.97"
	9.96 mm	24.6 mm
3135	3/8"	1.20"
	9.96 mm	30.5 mm



SKU	Material
1030	Nickel-plated brass



SKU	A (Barb)	B (Length)
3129	1/2"	0.94"
	13.49 mm	24.0 mm



Flare Washer			
SKU	Thread	Color	Material
6009	3/8"	Black	FDA Approved Nylon
8070	3/8"	White	FDA Approved Nylon




Straight Swivel		
SKU	A (Barb)	B (Length)
7114	1/2"	1.63"
	13.49 mm	41.4 mm



# 1/2" NUTS WITH STEMS



SKU	Material
1009	Nickel-plated brass



SKU	A (Barb)	B (Length)
3245	3/8" 9.96 mm	1.06" 26.9 mm
3157	1/2" 13.49 mm	1.00" 25.4 mm




Flare Washer			
SKU	Thread	Color	Material
8011	1/2"	Off-white	FDA Approved Nylon




Straight Swivel		
SKU	A (Barb)	B (Length)
7232	1/2" 13.49 mm	1.80" 45.7 mm

# SPLICERS



SKU	A (Barb)	B (Length)
9107	1/8" 4.06 mm	1.56" 39.6 mm
4076	5/32" 4.57 mm	1.36" 34.5 mm
3022	3/16" 6.35 mm	1.63" 41.4 mm
9001	1/4" 7.14 mm	1.58" 40.1 mm
3220	5/16" 8.64 mm	1.63" 41.4 mm
9013	3/8" 9.96 mm	1.62" 41.1 mm
9225	0.405" 10.29 mm	1.63" 41.4 mm
3234	7/16" 11.43 mm	1.63" 41.4 mm
9130	1/2" 13.49 mm	1.75" 44.4 mm

# SPLICERS - FROM TUBING




SKU	A (Barb)	B (Length)
4096	3/16" 6.35 mm	2.00" 50.8 mm
4098	1/4" 7.14 mm	2.00" 50.8 mm
4048	3/8" 9.96 mm	2.00" 50.8 mm
4137	1/2" 13.49 mm	2.00" 50.8 mm
4138	3/4" 19.86 mm	2.25" 57.2 mm



# SPLICERS - REDUCERS

SKU	A (Barb)	B (Barb)	C (Length)
7117	1/8" 4.06 mm	1/4" 7.14 mm	1.69" 42.9 mm
7118	1/8" 4.06 mm	3/8" 9.96 mm	1.69" 42.9 mm
7131	5/32" 4.57 mm	1/4" 7.14 mm	1.70" 43.2 mm
7145	5/32" 4.57 mm	3/8" 9.96 mm	1.70" 43.2 mm
3059	3/16" 6.35 mm	1/4" 7.14 mm	1.63" 41.4 mm
3021	3/16" 6.35 mm	5/16" 8.64 mm	1.63" 41.4 mm
3010	3/16" 6.35 mm	3/8" 9.96 mm	1.63" 41.4 mm
3223	1/4" 7.14 mm	5/16" 8.64 mm	1.63" 41.4 mm
9012	1/4" 7.14 mm	3/8" 9.96 mm	1.62" 41.2 mm
3137	1/4" 7.14 mm	1/2" 13.49 mm	1.75" 44.5 mm
3224	5/16" 8.64 mm	3/8" 9.96 mm	1.63" 41.4 mm
3293	5/16" 8.64 mm	7/16" 11.43 mm	1.63" 41.4 mm
3247	5/16" 8.64 mm	1/2" 13.49 mm	1.75" 44.5 mm
3292	3/8" 9.96 mm	7/16" 11.43 mm	1.63" 41.4 mm
9138	3/8" 9.96 mm	1/2" 13.49 mm	1.80" 45.7 mm
3307	3/8" 9.96 mm	5/8" 16.60 mm	1.75" 44.5 mm
3294	7/16" 11.43 mm	1/2" 13.49 mm	1.75" 44.5 mm

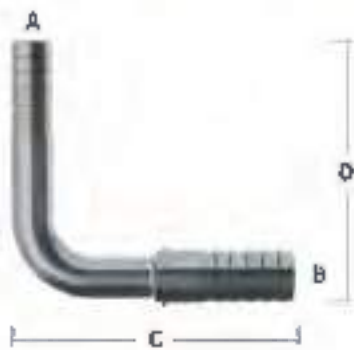


## SPLICERS - 90° - FROM TUBING




SKU	A (Barb)	B (Length)
9002	1/4" 7.14 mm	1.47" 37.3 mm
4182	0.312" 7.92 mm	1.66" 42.2 mm
4107	5/16" 8.64 mm	1.75" 44.5 mm
9005	3/8" 9.96 mm	1.90" 48.3 mm
9015	1/2" 13.49 mm	2.43" 61.7 mm

## SPLICERS - 90° - REDUCERS



SKU	A (Barb)	B (Barb)	C (Length)	D (Height)
7130	1/4" 7.14 mm	3/8" 9.96 mm	1.84" 46.8 mm	1.78" 45.2 mm
7132	1/4" 7.14 mm	1/2" 13.49 mm	1.70" 43.2 mm	2.00" 50.8 mm
7133	3/8" 9.96 mm	1/2" 13.49 mm	2.45" 62.2 mm	2.36" 59.9 mm


## SPLICERS - 90° - WELDED



SKU	A (Barb)	B (Barb)	C (Length)	D (Height)
7366	1/8" 4.06 mm	1/8" 4.06 mm	1.20" 30.5 mm	1.20" 30.5 mm
7573	1/8" 4.06 mm	1/4" 7.14 mm	1.41" 35.8 mm	1.21" 30.7 mm
7014	1/4" 7.14 mm	1/4" 7.14 mm	1.42" 36.1 mm	1.42" 36.1 mm
7333	5/16" 8.64 mm	3/8" 9.96 mm	1.41" 35.8 mm	1.44" 36.6 mm
7156	3/8" 9.96 mm	3/8" 9.96 mm	1.44" 36.6 mm	1.44" 36.6 mm
7249	1/2" 13.49 mm	1/2" 13.49 mm	1.60" 40.6 mm	1.60" 40.6 mm


## BARB HOSE TEES

SKU	A (Barb)	B (Length)	C (Height)
7115	1/8" 4.06 mm	1.88" 47.8 mm	1.22" 31.0 mm
7541	5/32" 4.57 mm	2.05" 52.1 mm	1.31" 33.3 mm
7006	1/4" 7.14 mm	1.88" 47.8 mm	1.27" 32.3 mm
9006	1/4" 7.14 mm	1.90" 48.3 mm	1.09" 27.7 mm
9033	5/16" 8.64 mm	2.01" 51.1 mm	1.17" 29.7 mm
7007	3/8" 9.96 mm	1.88" 47.8 mm	1.39" 35.3 mm
9007	3/8" 9.96 mm	2.13" 54.1 mm	1.25" 31.8 mm
7079	1/2" 13.49 mm	2.45" 62.2 mm	1.63" 41.4 mm
9079	1/2" 13.49 mm	2.75" 69.9 mm	1.64" 41.7 mm
4135	3/4" 19.9 mm	3.15" 80.0 mm	1.88" 47.8 mm




## BARB HOSE TEES - REDUCING

SKU	A (Barb)	B (Barb)	C (Length)	D (Height)
7116	1/4" 7.14 mm	1/8" 4.06 mm	2.30" 58.4 mm	1.22" 31.0 mm
7315	1/4" 7.14 mm	5/32" 4.57 mm	2.30" 58.4 mm	1.32" 33.5 mm
7008	3/8" 9.96 mm	1/4" 7.14 mm	1.89" 48.0 mm	1.23" 31.2 mm
9008	3/8" 9.96 mm	1/4" 7.14 mm	2.13" 54.1 mm	1.20" 30.5 mm
7097	1/2" 13.49 mm	1/4" 7.14 mm	2.45" 62.2 mm	1.59" 40.4 mm
7080	1/2" 13.49 mm	3/8" 9.96 mm	2.45" 62.2 mm	1.61" 40.9 mm
9080	1/2" 13.49 mm	3/8" 9.96 mm	2.75" 69.9 mm	1.64" 41.7 mm






## BARB HOSE TEES - ENLARGING



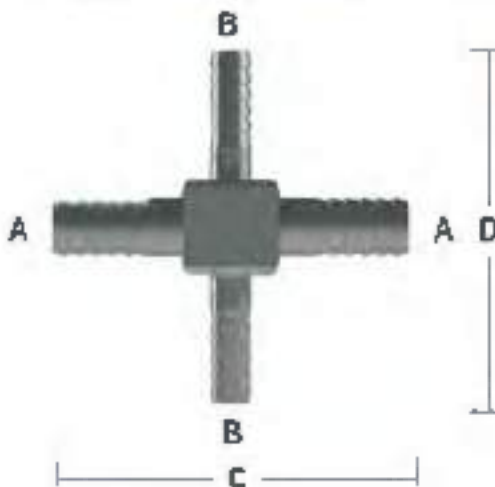
SKU	A (Barb)	B (Barb)	C (Length)	D (Height)
7009	1/4" 7.14 mm	3/8" 9.96 mm	1.89" 48.0 mm	1.32" 33.5 mm
9009	1/4" 7.14 mm	3/8" 9.96 mm	1.90" 48.3 mm	1.24" 31.5 mm
7065	1/4" 7.14 mm	1/2" 13.49 mm	2.32" 58.9 mm	1.45" 36.8 mm
7101	3/8" 9.96 mm	1/2" 13.49 mm	2.37" 60.2 mm	1.42" 36.1 mm

## BARB HOSE TEES - REDUCING



SKU	A (Barb)	B (Barb)	C (Length)	D (Height)
7204	1/2" 13.49 mm	1/4" 7.14 mm	2.31" 58.7 mm	1.47" 37.3 mm
7246	1/2" 13.49 mm	3/8" 9.96 mm	2.30" 58.4 mm	1.48" 37.6 mm
7394	3/8" 9.96 mm	1/4" 7.14 mm	1.89" 48.0 mm	1.34" 34.0 mm

## BARB HOSE CROSSES - REDUCING

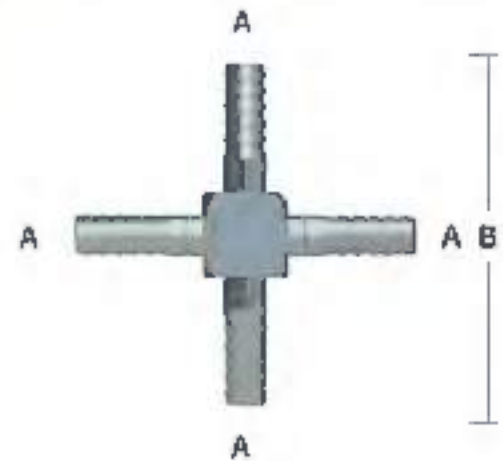


SKU	A (Barb)	B (Barb)	C (Length)	D (Height)
7158	1/4" 7.14 mm	1/8" 4.06 mm	1.90" 48.3 mm	2.28" 57.9 mm
7197	3/8" 9.96 mm	1/4" 7.14 mm	2.30" 58.4 mm	2.30" 58.4 mm



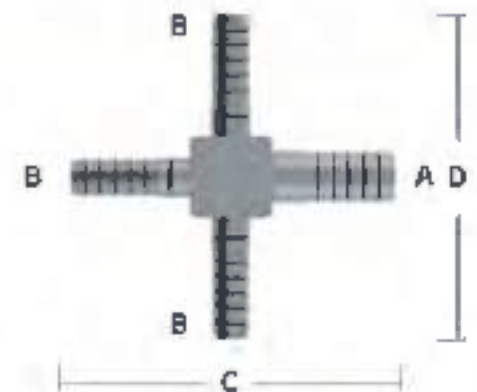
## BARB HOSE CROSSES

SKU	A (Barb)	B (Length)
7102	1/8" 4.06 mm	1.87" 47.5 mm
7010	1/4" 7.14 mm	2.30" 58.4 mm
9010	1/4" 7.14 mm	1.90" 48.3 mm
7392	5/16" 8.64 mm	2.30" 58.4 mm
7011	3/8" 9.96 mm	2.37" 60.2 mm
9011	3/8" 9.96 mm	2.15" 54.1 mm
7081	1/2" 13.49 mm	2.48" 63.0 mm



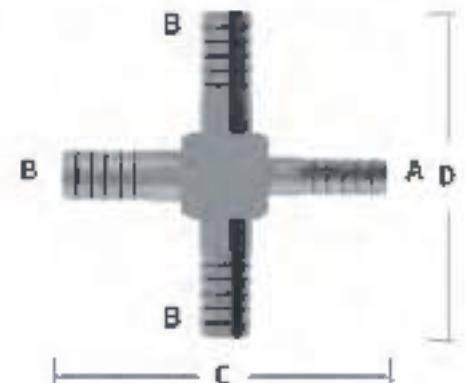
## BARB HOSE CROSSES - REDUCING

SKU	A (Barb)	B (Barb)	C (Length)	D (Height)
7019	3/8" 9.96 mm	1/4" 7.14 mm	2.27" 57.7 mm	2.30" 58.4 mm
7180	1/2" 13.49 mm	1/4" 7.14 mm	2.33" 59.2 mm	2.37" 60.2 mm
7637	1/2" 13.49 mm	3/8" 9.96 mm	2.31" 58.7 mm	2.32" 58.9 mm

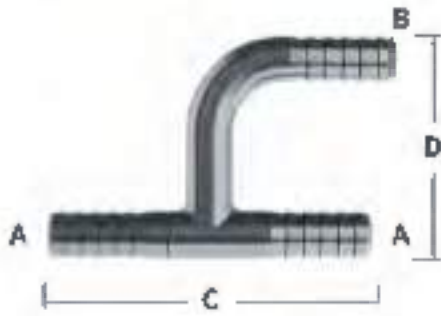


## BARB HOSE CROSSES - ENLARGING

SKU	A (Barb)	B (Barb)	C (Length)	D (Height)
7111	1/4" 7.14 mm	3/8" 9.96 mm	2.35" 59.7 mm	2.35" 59.7 mm




## Y-TEES



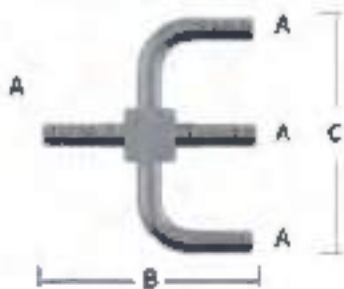
SKU	A (Barb)	B (Barb)	C (Length)	D (Height)
7089	1/4" 7.14 mm	1/4" 7.14 mm	2.22" 56.4 mm	1.43" 36.3 mm
9089	1/4" 7.14 mm	1/4" 7.14 mm	2.04" 51.8 mm	1.32" 33.5 mm
7136	3/8" 9.96 mm	3/8" 9.96 mm	2.75" 69.9 mm	1.63" 41.4 mm
9136	3/8" 9.96 mm	3/8" 9.96 mm	2.64" 67.1 mm	1.61" 40.9 mm
7266	1/2" 13.49 mm	1/2" 13.49 mm	3.30" 83.8 mm	2.74" 69.6 mm

## Y-TEES - REDUCING



SKU	A (Barb)	B (Barb)	C (Barb)	D (Length)	E (Height)
7075	1/4" 7.14 mm	3/8" 9.96 mm	1/4" 7.14 mm	2.17" 55.1 mm	1.33" 33.8 mm
9198	3/8" 9.96 mm	3/8" 9.96 mm	1/4" 7.14 mm	2.42" 61.5 mm	1.48" 37.6 mm

## Y-CROSSES



SKU	A (Barb)	B (Length)	C (Height)
7106	1/4" 7.14 mm	2.40" 61.0 mm	2.26" 57.4 mm
7144	3/8" 9.96 mm	2.90" 73.7 mm	2.80" 71.1 mm

## Y-CROSS - REDUCER



SKU	A (Barb)	B (Length)	C (Height)	D (Height)
7137	3/8" 9.96 mm	1/4" 7.14 mm	2.40" 61.0 mm	2.26" 57.4 mm

# BARBED PLUGS

SKU	A (Barb)	B (Length)
3027	1/4" 7.14 mm	1.05" 26.7 mm
3356	5/16" 8.64 mm	0.94" 23.9 mm
3028	3/8" 9.96 mm	1.05" 26.7 mm
3165	1/2" 13.49 mm	0.98" 24.9 mm



# UNIVERSAL BARB PLUG

SKU	A (Barb)	B (Barb)	C (Barb)	Material
9200	3/8" 9.96 mm	1/2" 13.49 mm	1/4" 7.14 mm	FDA Approved Nylon 6



# CAP NUTS

SKU	A (Threads)	B (Length)
3093	1/4" (7/16-20)	0.54" 13.7 mm
3094	3/8" (5/8-18)	0.72" 18.3 mm




# MALE FLARE PLUGS

SKU	A (Male Flare)	B (Length)
3033	1/4" (7/16-20)	0.78" 19.8 mm
3032	5/16" (1/2-16)	0.77" 19.6 mm
3036	3/8" (5/8-18)	0.87" 22.1 mm






## MALE FLARE TEES




SKU	A (Male Flare)	B (Length)	C (Height)
7020	1/4" {7/16-20}	1.73" 43.9 mm	1.15" 29.2 mm
7021	5/16" {1/2-16}	1.84" 46.7 mm	1.23" 31.2 mm
7022	3/8" {5/8-18}	2.10" 53.3 mm	1.33" 33.8 mm

## BARB TO MALE FLARE - ELBOW



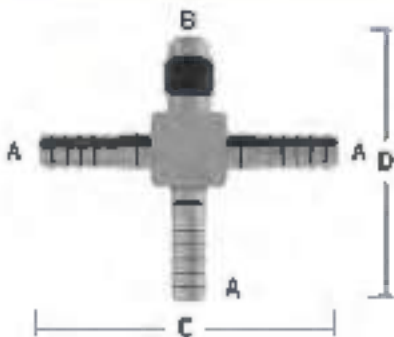
SKU	A (Male Flare)	B (Barb)	C (Length)	D (Height)
7564	3/8" {5/8-18}	3/8" 9.96 mm	1.49" 37.8 mm	1.37" 34.8 mm

## BARB TEES TO MALE FLARE



SKU	A (Barb)	B (Male Flare)	C (Length)	D (Height)
7023	1/4" 7.14 mm	1/4" {7/16-20}	2.35" 59.7 mm	1.19" 30.2 mm
7025	1/4" 7.14 mm	3/8" {5/8-18}	2.35" 59.7 mm	1.31" 33.3 mm
7026	3/8" 9.96 mm	1/4" {7/16-20}	2.35" 59.7 mm	1.19" 30.2 mm
7024	3/8" 9.96 mm	3/8" {5/8-18}	2.35" 59.7 mm	1.31" 33.3 mm

## BARB CROSSES TO MALE FLARE




SKU	A (Barb)	B (Male Flare)	C (Length)	D (Height)
7029	1/4" 7.14 mm	1/4" {7/16-20}	2.30" 58.4 mm	1.90" 48.3 mm
7031	1/4" 7.14 mm	3/8" {5/8-18}	2.30" 58.4 mm	2.12" 53.8 mm
7030	3/8" 9.96 mm	1/4" {7/16-20}	2.30" 58.4 mm	2.04" 51.8 mm
7032	3/8" 9.96 mm	3/8" {5/8-18}	2.30" 58.4 mm	2.16" 54.9 mm




## FEMALE FLARE TO MALE FLARE TEES

SKU	A (Male Flare)	B (Female Flare)	C (Length)	D (Height)
7055	1/4" (7/16-20)	1/4" (7/16-20)	1.72" 43.7 mm	1.19" 30.2 mm
7268	3/8" (5/8-18)	3/8" (5/8-18)	2.09" 53.1 mm	1.48" 37.6 mm




## FEMALE FLARE TO MALE FLARE TEES

SKU	A (Male Flare)	B (Female Flare)	C (Male Flare)	D (Length)	E (Height)
7070	1/4" (7/16-20)	1/4" (7/16-20)	1/4" (7/16-20)	1.85" 47.0 mm	1.13" 28.7 mm
7283	1/4" (7/16-20)	3/8" (5/8-18)	1/4" (7/16-20)	1.98" 50.3 mm	1.13" 28.7 mm
7276	3/8" (5/8-18)	3/8" (5/8-18)	1/4" (7/16-20)	2.28" 57.9 mm	1.31" 33.3 mm
7270	3/8" (5/8-18)	3/8" (5/8-18)	3/8" (5/8-18)	2.21" 56.4 mm	1.36" 34.5 mm



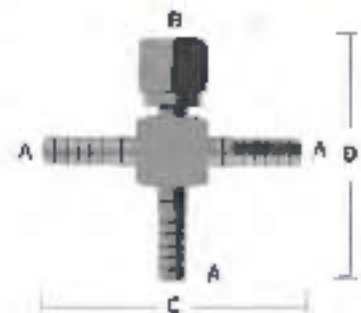
## BARB TEES TO FEMALE FLARE

SKU	A (Barb)	B (Female Flare)	C (Length)	D (Height)
7044	1/4" 7.14 mm	1/4" (7/16-20)	1.88" 47.8 mm	1.00" 25.4 mm
7082	3/8" 9.96 mm	1/4" (7/16-20)	1.89" 48.0 mm	1.06" 26.9 mm
7045	3/8" 9.96 mm	3/8" (5/8-18)	1.89" 48.0 mm	1.29" 32.8 mm




## BARB CROSSES TO FEMALE FLARE

SKU	A (Barb)	B (Female Flare)	C (Length)	D (Height)
7083	1/4" 7.14 mm	1/4" (7/16-20)	2.28" 57.9 mm	2.10" 53.3 mm
7084	3/8" 9.96 mm	3/8" (5/8-18)	2.32" 58.9 mm	2.30" 58.4 mm




## FEMALE FLARE TO BARB TEES



SKU	A (Barb)	B (Female Flare)	C (Length)	D (Height)
7046	1/4" 7.14 mm	1/4" (7/16-20)	2.10" 53.3 mm	1.42" 36.1 mm
7047	3/8" 9.96 mm	3/8" (5/8-18)	2.30" 58.4 mm	1.50" 38.1 mm

## FEMALE FLARE TO BARB - ELBOWS - WELDED



SKU	A (Barb)	B (Female Flare)	C (Length)	D (Height)
7198	1/8" 4.06 mm	1/4" (7/16-20)	1.20" 30.5 mm	1.25" 31.8 mm
7052	1/4" 7.14 mm	1/4" (7/16-20)	1.42" 36.1 mm	1.16" 29.5 mm
7053	3/8" 9.96 mm	1/4" (7/16-20)	1.44" 36.6 mm	1.16" 29.5 mm
7146	1/4" 7.14 mm	3/8" (5/8-18)	1.50" 38.1 mm	1.47" 37.3 mm
7054	3/8" 9.96 mm	3/8" (5/8-18)	1.52" 38.6 mm	1.49" 37.8 mm

## FEMALE FLARE TO MALE FLARE - ELBOWS



SKU	A (Female Flare)	B (Male Flare)	C (Length)	D (Height)
7098	1/4" (7/16-20)	1/4" (7/16-20)	1.13" 28.7 mm	1.27" 32.3 mm
7373	3/8" (5/8-18)	3/8" (5/8-18)	1.30" 33.0 mm	1.50" 38.1 mm

## FEMALE FLARE TO FEMALE FLARE - ELBOWS




SKU	A (Female Flare)	B (Length)	C (Height)
7056	1/4" (7/16-20)	1.20" 30.5 mm	1.20" 30.5 mm
7295	3/8" (5/8-18)	1.49" 37.8 mm	1.49" 37.8 mm




## BARB TEES TO NPT

SKU	A (Barb)	B (NPT)	C (Length)	D (Height)
7182	1/4" 7.14 mm	1/4"	2.40" 61.0 mm	1.37" 34.8 mm
7181	1/4" 7.14 mm	3/8"	2.40" 61.0 mm	1.40" 35.6 mm
7185	3/8" 9.96 mm	1/4"	2.33" 59.2 mm	1.37" 34.8 mm
7171	3/8" 9.96 mm	3/8"	2.31" 58.7 mm	1.42" 36.1 mm
7189	3/8" 9.96 mm	1/2"	1.88" 47.8 mm	1.48" 42.7 mm
7305	1/2" 13.49 mm	3/8"	2.43" 61.7 mm	1.90" 48.3 mm
7168	1/2" 13.49 mm	1/2"	2.46" 62.5 mm	2.12" 53.8 mm
7169	1/2" 13.49 mm	3/4"	2.44" 62.0 mm	2.12" 53.8 mm




## MALE FLARE TEES TO NPT

SKU	A (Male Flare)	B (NPT)	C (Length)	D (Height)
7393	1/4" (7/16-20)	1/8"	1.70" 43.2 mm	1.10" 27.9 mm
7164	3/8" (5/8-18)	3/8"	1.96" 49.8 mm	1.37" 34.8 mm
7161	3/8" (5/8-18)	1/2"	1.96" 49.8 mm	1.87" 47.5 mm
7172	3/8" (5/8-18)	3/4"	1.96" 49.8 mm	1.92" 48.8 mm




## BARB TEE TO NPT

SKU	A (Barb)	B (NPT)	C (Length)	D (Height)
7348	3/8" 9.96 mm	1/2"	2.44" 62.0 mm	1.52" 38.6 mm



## BARB TEES TO FEMALE NPT

SKU	A (Barb)	B (Female NPT)	C (Length)	D (Height)
7303	0.435" 10.29 mm	1/8"	2.33" 59.2 mm	0.78" 19.8 mm
7304	1/4" 7.14 mm	1/8"	2.33" 59.2 mm	0.78" 19.8 mm
7440	3/8" 9.96 mm	1/4"	2.45" 62.2 mm	0.95" 24.1 mm
7603	1/2" 13.49 mm	1/8"	2.53" 64.3 mm	0.78" 19.8 mm



## BARB TO MALE FLARE



SKU	A (Male Flare)	B (Barb)	C (Length)
3015	1/4" (7/16-20)	1/4" 7.14 mm	1.51" 38.4 mm
3017	1/4" (7/16-20)	3/8" 9.96 mm	1.51" 38.4 mm
7244	1/4" (7/16-20)	1/2" 13.49 mm	1.86" 47.2 mm
9016	5/16" (1/2-16)	1/4" 7.14 mm	1.51" 38.4 mm
9018	5/16" (1/2-16)	3/8" 9.96 mm	1.51" 38.4 mm
3080	3/8" (5/8-18)	1/4" 7.14 mm	1.64" 41.7 mm
3081	3/8" (5/8-18)	3/8" 9.96 mm	1.64" 41.7 mm
7364	3/8" (5/8-18)	1/2" 13.49 mm	1.70" 43.2 mm

## MALE FLARE TO MALE FLARE



SKU	A (Male Flare)	B (Male Flare)	C (Length)
3001	1/4" (7/16-20)	1/4" (7/16-20)	1.31" 33.3 mm
3002	1/4" (7/16-20)	5/16" (1/2-16)	1.31" 33.3 mm
3005	1/4" (7/16-20)	3/8" (5/8-18)	1.44" 36.6 mm
3003	5/16" (1/2-16)	5/16" (1/2-16)	1.31" 33.3 mm
3004	3/8" (5/8-18)	3/8" (5/8-18)	1.50" 38.1 mm

## BULKHEAD ADAPTERS



SKU	A (Longer Thread)	B (Shorter Thread)	C (Length)
3249	1/4" (7/16-20)	1/4" (7/16-20)	1.59" 40.4 mm
3442	3/8" (5/8-18)	3/8" (5/8-18)	2.26" 57.4 mm




SKU	A (Barb)	B (Thread)	C (Length)
3305	1/4" 7.14 mm	1/4" (7/16-20)	2.10" 53.3 mm
3306	3/8" 9.96 mm	1/4" (7/16-20)	2.10" 53.3 mm



# NPT TO MALE FLARE

SKU	A (NPT)	B (Male Flare)	C (Length)
3290	1/8"	1/4" (7/16-20)	1.31" 33.3 mm
7370	1/8"	3/8" (5/8-18)	1.51" 38.4 mm
3238	1/4"	1/4" (7/16-20)	1.32" 33.5 mm
3244	1/4"	3/8" (5/8-18)	1.48" 37.1 mm
7254	3/8"	1/4" (7/16-20)	1.44" 36.6 mm
3231	3/8"	3/8" (5/8-18)	1.46" 37.1 mm
7282	3/8"	5/16" (1/2-16)	1.40" 35.6 mm
3400	3/8"	1/2" (3/4-16)	1.62" 41.1 mm
7234	1/2"	3/8" (5/8-18)	1.61" 40.9 mm
3327	1/2"	1/2" (3/4-16)	1.70" 43.2 mm
7334	3/4"	3/8" (5/8-18)	1.70" 43.2 mm



# NPT TO MALE FLARE- ELBOWS

SKU	A (NPT)	B (Male Flare)	C (Length)	D (Height)
7300	1/8"	1/4" (7/16-20)	1.07" 27.2 mm	1.12" 28.4 mm
7183	1/4"	1/4" (7/16-20)	1.37" 34.8 mm	1.18" 30.0 mm
7515	1/4"	3/8" (5/8-18)	1.36" 34.5 mm	1.36" 34.5 mm
7284	3/8"	1/4" (7/16-20)	1.30" 33.0 mm	1.19" 30.2 mm
7165	3/8"	3/8" (5/8-18)	1.37" 34.8 mm	1.31" 33.3 mm
7239	1/2"	3/8" (5/8-18)	1.87" 47.5 mm	1.37" 34.8 mm



# FEMALE FLARE TO MALE FLARE

SKU	A (Female Flare)	B (Male Flare)	C (Length)
3082	1/4" (7/16-20)	3/8" (5/8-18)	1.06" 26.9 mm
7257	3/8" (5/8-18)	1/4" (7/16-20)	1.34" 34.0 mm




# BARB TO NPT



SKU	A (NPT)	B (Barb)	C (Length)
7261	1/8"	0.787" 4.75 mm	1.41" 35.8 mm
3273	1/8"	1/4" 7.14 mm	1.31" 33.3 mm
3276	1/8"	3/8" 9.96 mm	1.36" 34.5 mm
7516	1/4"	3/16" 6.35 mm	1.59" 40.4 mm
3242	1/4"	1/4" 7.14 mm	1.56" 39.6 mm
3361	1/4"	5/16" 8.64 mm	1.56" 39.6 mm
3243	1/4"	3/8" 9.96 mm	1.56" 39.6 mm
3376	1/4"	1/2" 13.49 mm	1.57" 39.9 mm
3240	3/8"	1/4" 7.14 mm	1.56" 39.6 mm
3241	3/8"	3/8" 9.96 mm	1.56" 39.6 mm
3297	3/8"	1/2" 13.49 mm	1.68" 42.7 mm
3239	1/2"	3/8" 9.96 mm	1.66" 42.2 mm
3216	1/2"	1/2" 13.49 mm	1.66" 42.2 mm
7262	3/4"	3/8" 9.96 mm	1.97" 50.0 mm
7170	3/4"	1/2" 13.49 mm	1.70" 43.2 mm
3367	3/4"	3/4" 19.86 mm	1.70" 43.2 mm

# BARB TO NPT- ELBOWS



SKU	A (NPT)	B (Barb)	C (Length)	D (Height)
7307	1/8"	1/8" 4.06 mm	1.23" 31.2 mm	1.07" 27.2 mm
7360	1/8"	5/16" 8.64 mm	1.41" 35.8 mm	1.06" 26.9 mm
7219	1/8"	1/4" 7.14 mm	1.41" 35.8 mm	1.06" 26.9 mm
7223	1/8"	3/8" 9.96 mm	1.45" 36.8 mm	1.07" 27.2 mm
7184	1/4"	1/4" 7.14 mm	1.48" 37.5 mm	1.38" 35.1 mm
7162	1/4"	3/8" 9.96 mm	1.48" 37.5 mm	1.41" 35.8 mm
7451	3/8"	3/8" 9.96 mm	1.52" 38.6 mm	1.36" 34.5 mm
7647	1/2"	1/4" 7.14 mm	1.49" 37.8 mm	2.00" 50.8 mm
7355	1/2"	1/2" 13.49 mm	1.55" 39.4 mm	2.10" 53.3 mm

# BARB TO NPT- ELBOWS - SWEEP

SKU	A (NPT)	B (Barb)	C (Length)	D (Height)
7297	1/8"	1/4" 7.14 mm	1.50" 38.1 mm	1.97" 50.0 mm
7296	1/8"	3/8" 9.96 mm	1.86" 47.2 mm	1.95" 49.6 mm
7299	1/4"	1/4" 7.14 mm	1.50" 38.1 mm	1.97" 50.0 mm
7467	1/4"	5/16" 8.64 mm	1.90" 48.3 mm	2.01" 51.1 mm
7298	1/4"	3/8" 9.96 mm	1.70" 43.2 mm	2.18" 55.4 mm
7506	1/4"	1/2" 13.49 mm	2.27" 57.7 mm	2.38" 60.5 mm
7503	3/8"	1/2" 13.49 mm	2.27" 57.7 mm	2.38" 60.5 mm
7190	3/8"	1/4" 7.14 mm	1.45" 36.8 mm	1.95" 49.6 mm
7166	3/8"	3/8" 9.96 mm	1.97" 50.0 mm	2.31" 58.7 mm
7175	1/2"	3/8" 9.96 mm	2.11" 53.6 mm	2.36" 59.9 mm
7186	1/2"	1/2" 13.49 mm	2.44" 62.0 mm	2.56" 65.0 mm
7188	3/4"	3/8" 9.96 mm	2.32" 58.9 mm	2.38" 60.5 mm
7215	3/4"	1/2" 13.49 mm	2.25" 57.2 mm	2.63" 66.8 mm



# NPT TO NPT- ELBOW

SKU	A (NPT)	B (Length)	C (Height)
7220	1/4"	1.38" 35.1 mm	1.38" 35.1 mm





## NPT TO NPT



SKU	A (NPT)	B (NPT)	C (Length)
7391	1/8"	1/4"	1.28" 32.5 mm
3246	1/4"	1/4"	1.45" 36.8 mm
7343	3/8"	1/2"	1.65" 41.9 mm
4194	3/8"	3/8"	1.46" 37.1 mm

## BARB TO FEMALE NPT



SKU	A (Barb)	B (Female Pipe Thread)	C (Length)
3405	1/4" 7.14 mm	1/8"	1.47" 37.3 mm
7446	3/8" 9.96 mm	1/2"	1.95" 49.5 mm
3440	3/8" 9.96 mm	1/4"	1.53" 38.9 mm
7447	1/2" 13.49 mm	1/2"	1.91" 48.5 mm
3314	1/2" 13.49 mm	3/4"	1.89" 48.0 mm

## NPT REDUCING BUSHINGS



SKU	A (Female Pipe Thread)	B (NPT)	C (Length)
3313	1/4"	1/2"	0.87" 22.1 mm
3311	3/8"	3/4"	1.01" 25.7 mm
3312	1/2"	3/4"	1.01" 25.7 mm

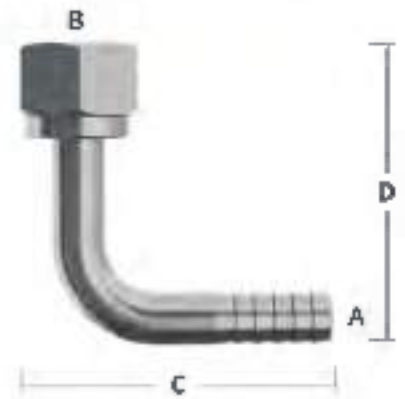
## MALE FLARE TO FEMALE NPT



SKU	A (Female Pipe Thread)	B (Male Flare)	C (Length)
7611	3/8"	3/8" (5/8-18)	1.31" 33.3 mm

# SWIVELS - ELBOWS

SKU	A (Barb)	B (Nut)	C (Length)	D (Height)
7099	3/16" 4.35 mm	1/4" (7/16-20)	1.50" 38.1 mm	1.50" 38.1 mm
7013	1/4" 7.14 mm	1/4" (7/16-20)	1.50" 38.1 mm	1.60" 40.6 mm
7153	1/4" 7.14 mm	5/16" (1/2-16)	1.50" 38.1 mm	1.65" 41.9 mm
7059	1/4" 7.14 mm	3/8" (5/8-18)	1.50" 38.1 mm	1.90" 48.3 mm
7073	3/8" 9.96 mm	1/4" (7/16-20)	1.95" 49.5 mm	2.03" 51.6 mm
7327	3/8" 9.96 mm	5/16" (1/2-16)	1.95" 49.5 mm	2.03" 51.6 mm
7018	3/8" 9.96 mm	3/8" (5/8-18)	2.06" 52.3 mm	2.06" 52.3 mm
7495	3/8" 9.96 mm	1/2" (3/4-16)	2.81" 71.4 mm	3.08" 78.2 mm
7281	1/2" 13.49 mm	3/8" (5/8-18)	2.53" 64.3 mm	2.63" 66.8 mm
7191	1/2" 13.49 mm	1/2" (3/4-16)	2.53" 64.3 mm	2.50" 63.5 mm



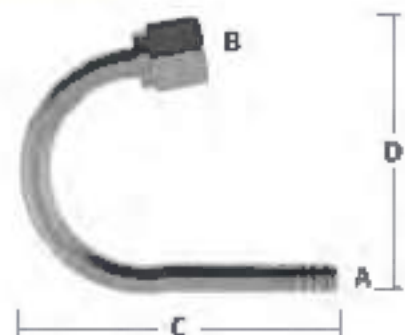
## SWIVEL - 45°

SKU	A (Barb)	B (Nut)	C (Length)	D (Height)
7194	1/4" 7.14 mm	1/4" (7/16-20)	2.44" 62.0 mm	1.04" 26.4 mm



## SWIVEL - U-BEND

SKU	A (Barb)	B (Nut)	C (Length)	D (Height)
7015	1/4" 7.14 mm	1/4" (7/16-20)	2.86" 72.6 mm	2.70" 68.6 mm



# U-BENDS




SKU	A (Barb)	B (Length)	C (Height)
4014	1/4" 7.14 mm	1.80" 45.7 mm	1.50" 38.1 mm
9014	1/4" 7.14 mm	1.80" 45.7 mm	1.50" 38.1 mm
4047	0.312" 7.92 mm	2.09" 53.1 mm	1.58" 40.1 mm
4108	5/16" 8.64 mm	2.08" 52.8 mm	1.62" 41.1 mm
4019	3/8" 9.96 mm	2.25" 57.2 mm	1.53" 38.9 mm
9019	3/8" 9.96 mm	2.25" 57.2 mm	1.53" 38.9 mm
9099	3/8" 9.96 mm	2.10" 53.3 mm	1.84" 46.7 mm
4009	3/8" 9.96 mm	2.84" 72.1 mm	2.66" 67.6 mm
4017	1/2" 13.49 mm	3.02" 76.7 mm	2.67" 67.8 mm
9017	1/2" 13.49 mm	3.02" 76.7 mm	2.67" 67.8 mm

# U-BEND - REDUCING



SKU	A (Barb)	B (Barb)	C (Length)	D (Height)
7252	1/2" 13.49 mm	3/8" 9.96 mm	2.84" 72.1 mm	2.71" 68.8 mm

# U-BEND MANIFOLDS - SINGLE MALE FLARE



SKU	A (Barb)	B (Male Flare)	C (Length)	D (Height)
7155	1/4" 7.14 mm	1/4" {7/16-20}	2.75" 69.9 mm	1.50" 38.1 mm
7127	3/8" 9.96 mm	1/4" {7/16-20}	3.14" 79.8 mm	1.53" 38.9 mm
7085	3/8" 9.96 mm	1/4" {7/16-20}	3.80" 96.5 mm	2.66" 67.6 mm
7076	1/2" 13.49 mm	1/4" {7/16-20}	4.29" 109.0 mm	3.67" 93.2 mm
7346	1/2" 13.49 mm	3/8" {5/8-18}	3.84" 97.5 mm	2.67" 67.8 mm



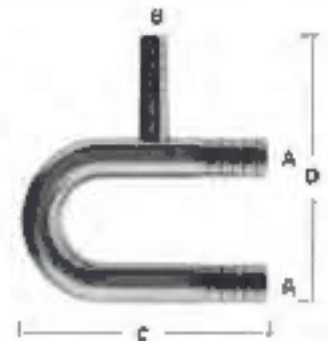
# U-BEND MANIFOLDS - SINGLE BARB

SKU	A (Barb)	B (Barb)	C (Length)	D (Height)
7157	1/4" 7.14 mm	1/8" 4.06 mm	2.54" 64.5 mm	1.50" 38.1 mm
7051	1/4" 7.14 mm	1/4" 7.14 mm	2.70" 68.6 mm	1.50" 38.1 mm
9051	1/4" 7.14 mm	1/4" 7.14 mm	2.70" 68.6 mm	1.50" 38.1 mm
7126	1/4" 7.14 mm	3/8" 9.96 mm	2.85" 72.4 mm	1.50" 38.1 mm
7374	1/4" 7.14 mm	1/2" 13.49 mm	3.14" 79.8 mm	1.50" 38.1 mm
7296	0.312" 7.92 mm	0.312" 7.92 mm	3.00" 76.2 mm	1.58" 40.1 mm
9035	5/16" 8.64 mm	5/16" 8.64 mm	2.92" 74.2 mm	1.48" 37.6 mm
7094	3/8" 9.96 mm	1/4" 7.14 mm	3.08" 78.2 mm	1.53" 38.9 mm
9094	3/8" 9.96 mm	1/4" 7.14 mm	3.19" 81.0 mm	1.53" 38.9 mm
7071	3/8" 9.96 mm	1/4" 7.14 mm	3.65" 92.7 mm	2.66" 67.6 mm
7095	3/8" 9.96 mm	3/8" 9.96 mm	3.65" 92.7 mm	1.53" 38.9 mm
9095	3/8" 9.96 mm	3/8" 9.96 mm	3.19" 81.0 mm	1.53" 38.9 mm
7063	3/8" 9.96 mm	3/8" 9.96 mm	3.73" 94.7 mm	2.66" 67.6 mm
7143	3/8" 9.96 mm	1/2" 13.49 mm	3.78" 96.0 mm	2.66" 67.6 mm
7159	1/2" 13.49 mm	1/4" 7.14 mm	3.95" 100.3 mm	2.67" 67.8 mm
7067	1/2" 13.49 mm	3/8" 9.96 mm	3.95" 100.3 mm	2.67" 67.8 mm
7066	1/2" 13.49 mm	1/2" 13.49 mm	3.89" 98.8 mm	2.67" 67.8 mm

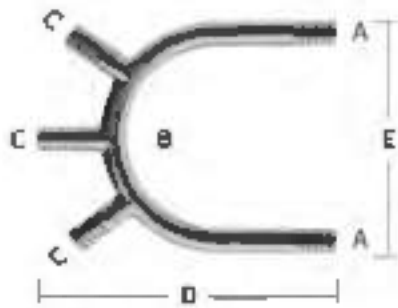


# U-BEND MANIFOLD - WITH SIDE OUTLET

SKU	A (Barb)	B (Barb)	C (Length)	D (Height)
7142	3/8" 9.96 mm	1/4" 7.14 mm	2.25" 57.2 mm	1.53" 38.9 mm



## U-BEND MANIFOLDS - MULTI-BARBED



SKU	A (Barb)	B (# Outlets)	C (Outlet Size)	D (Length)	E (Height)
7598	3/8" 9.96 mm	2	1/4" 7.14 mm	3.08" 78.2 mm	1.53" 38.9 mm
9199	3/8" 9.96 mm	3	3/8" 9.96 mm	4.44" 112.8 mm	3.53" 89.7 mm
7416	3/8" 9.96 mm	4	3/8" 9.96 mm	3.60" 91.4 mm	2.66" 67.6 mm
7139	1/2" 13.49 mm	2	1/4" 7.14 mm	3.85" 97.8 mm	3.67" 93.2 mm
7140	1/2" 13.49 mm	3	1/4" 7.14 mm	4.25" 108.0 mm	3.67" 93.2 mm
7336	1/2" 13.49 mm	4	1/4" 7.14 mm	3.79" 96.3 mm	3.67" 93.2 mm
7154	1/2" 13.49 mm	5	1/4" 7.14 mm	4.25" 108.0 mm	3.67" 93.2 mm
7569	1/2" 13.49 mm	6	1/4" 7.14 mm	3.79" 96.3 mm	3.67" 93.2 mm
7376	1/2" 13.49 mm	2	3/8" 9.96 mm	4.00" 101.6 mm	3.67" 93.2 mm
7437	1/2" 13.49 mm	2	3/8" 9.96 mm	4.54" 115.3 mm	3.67" 93.2 mm
7291	1/2" 13.49 mm	3	3/8" 9.96 mm	4.38" 111.3 mm	3.67" 93.2 mm
7306	1/2" 13.49 mm	4	3/8" 9.96 mm	4.00" 101.6 mm	3.67" 93.2 mm

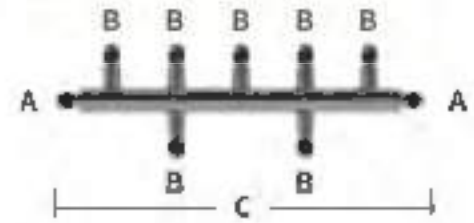
## U-BEND MANIFOLDS - MALE FLARE



SKU	A (Barb)	B (# Outlets)	C (Male Flares)	D (Length)	E (Height)
7086	3/8" 9.96 mm	3	1/4" (7/16-20)	3.80" 96.5 mm	2.67" 67.8 mm
7104	3/8" 9.96 mm	4	1/4" (7/16-20)	3.60" 91.4 mm	2.67" 67.8 mm
7087	3/8" 9.96 mm	5	1/4" (7/16-20)	3.80" 96.5 mm	2.67" 67.8 mm
7077	1/2" 13.49 mm	3	1/4" (7/16-20)	4.30" 109.2 mm	3.67" 93.2 mm
7078	1/2" 13.49 mm	5	1/4" (7/16-20)	4.30" 109.2 mm	3.67" 93.2 mm

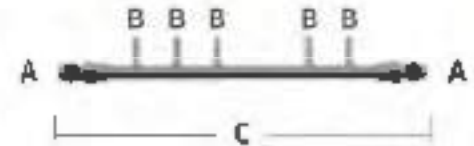
## MANIFOLDS - STRAIGHT - MALE FLARE

SKU	A (Male Flare)	B (Male Flare)	B (# of Outlets)	C (Length)
7017	1/4" {7/16-20}	1/4" {7/16-20}	7	8.50" 215.9 mm
7635	1/4" {7/16-20}	1/4" {7/16-20}	6	8.59" 218.2 mm
7016	1/4" {7/16-20}	1/4" {7/16-20}	5	8.50" 215.9 mm
7050	3/8" {5/8-18}	1/4" {7/16-20}	7	8.65" 219.7 mm



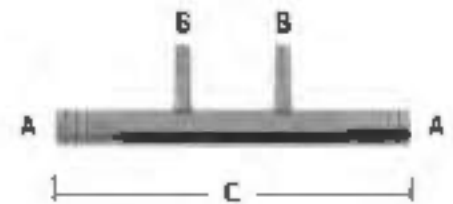
## MANIFOLDS - STRAIGHT - BARBED/FLARED

SKU	A (Male Flare)	B (Barb)	B (# of Outlets)	C (Length)
7151	1/4" {7/16-20}	0.190" 4.83 mm	5	8.00" 203.2 mm
7152	1/4" {7/16-20}	0.190" 4.83 mm	4	8.00" 203.2 mm




## MANIFOLDS - STRAIGHT - BARBED

SKU	A (Tube Barbs)	B (Barb Outlets)	B (# of Outlets)	C (Length)
7218-1	3/8" 9.96 mm	0.187" 4.75 mm	2	3.50" 88.9 mm
7218-3	3/8" 9.96 mm	0.187" 4.75 mm	3	4.50" 114.3 mm
7218-5	3/8" 9.96 mm	0.187" 4.75 mm	4	5.50" 139.7 mm
7378	3/8" 9.96 mm	1/4" 7.14 mm	4	5.50" 139.7 mm
7406	3/8" 9.96 mm	3/8" 9.96 mm	4	5.50" 139.7 mm
7354	3/8" 9.96 mm	3/8" 9.96 mm	6	7.50" 190.5 mm



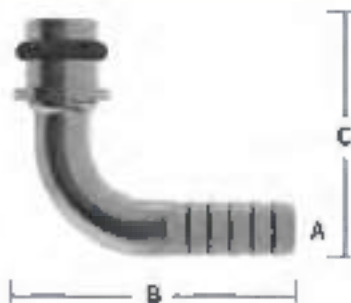


## WUNDER-BAR INLETS - STRAIGHT



SKU	A (Barb)	B (Length)
3038	1/4" 7.14 mm	1.15" 29.2 mm
3079	1/4" 7.14 mm	1.98" 50.3 mm
3040	5/16" 8.64 mm	1.15" 29.2 mm
3309	3/8" 9.96 mm	1.21" 30.7 mm
3056	3/8" 9.96 mm	1.49" 37.8 mm
7062	3/8" 9.96 mm	2.70" 68.6 mm
7091	1/2" 13.49 mm	2.77" 70.4 mm

## WUNDER-BAR INLETS - 90°



SKU	A (Barb)	B (Length)	C (Height)
7309	0.187" 4.75 mm	1.00" 25.4 mm	1.03" 26.2 mm
3055	1/4" 7.14 mm	1.40" 35.6 mm	1.16" 29.5 mm
7068	3/8" 9.96 mm	2.32" 58.9 mm	1.26" 32.0 mm
7192	3/8" 9.96 mm	3.21" 81.5 mm	1.24" 31.5 mm
7093	1/2" 13.49 mm	2.14" 54.5 mm	1.24" 31.5 mm

## WUNDER-BAR INLETS - 45°



SKU	A (Barb)	B (Length)	C (Height)
3101	1/4" 7.14 mm	1.92" 48.8 mm	0.78" 19.8 mm
7090	3/8" 9.96 mm	2.39" 60.7 mm	0.77" 19.6 mm
7092	1/2" 13.49 mm	2.58" 65.5 mm	1.10" 27.9 mm

## SHURFLO INLETS - STRAIGHT

SKU	A (Barb)	B (Length)
7245	1/4" 7.14 mm	1.30" 33.0 mm
7236	3/8" 9.96 mm	1.30" 33.0 mm
7529	1/2" 13.49 mm	1.60" 40.6 mm




## SHURFLO INLET (NPT) - STRAIGHT

SKU	A (NPT)	B (Length)
7253	1/4"	1.55" 39.6 mm



## SHURFLO INLETS - 90°

SKU	A (Barb)	B (Length)	C (Height)
7112	1/4" 7.14 mm	1.40" 35.6 mm	1.54" 39.1 mm
9112	1/4" 7.14 mm	1.50" 38.1 mm	1.45" 36.8 mm
7113	3/8" 9.96 mm	2.12" 53.8 mm	1.63" 41.4 mm
9113	3/8" 9.96 mm	2.06" 52.3 mm	1.55" 39.4 mm
7470	1/2" 13.49 mm	2.91" 73.9 mm	2.91" 73.9 mm




## SHURFLO QUICK CONNECT - ELBOWS

SKU	A (Barb)	B (Length)	C (Height)
7273	3/8" 9.96 mm	1.48" 37.6 mm	1.94" 49.3 mm
7277	1/2" 13.49 mm	1.51" 38.4 mm	1.94" 49.3 mm



## FLOJET INLETS - STRAIGHT



SKU	A (Barb)	B (Length)
3144	1/4" 7.14 mm	1.18" 30.0 mm
3143	3/8" 9.96 mm	1.28" 32.5 mm
3145	1/2" 13.49 mm	1.42" 36.1 mm

## FLOJET INLETS - 90°



SKU	A (Barb)	B (Length)	C (Height)
7096	1/4" 7.14 mm	1.70" 43.2 mm	1.60" 40.6 mm
7100	3/8" 9.96 mm	2.07" 52.6 mm	1.77" 45.0 mm
7120	1/2" 13.49 mm	2.27" 57.7 mm	2.05" 52.1 mm

## FLOJET INLETS - U-BEND MANIFOLD



SKU	A (Barb)	B (Length)	C (Height)
7482	3/8" 9.96 mm	1.53" 38.9 mm	3.63" 92.2 mm

## FLOJET INLETS - STRAIGHT - QUAD PORT




SKU	A (Barb)	B (Length)
3380	1/4" 7.14 mm	1.60" 40.6 mm
3325	3/8" 9.96 mm	1.60" 40.6 mm
3323	1/2" 13.49 mm	1.61" 40.9 mm



## VALVE INLETS - STRAIGHT - SINGLE O-RING

SKU	A (Barb)	B (Inlet)	C (Length)
7119	1/8" 4.06 mm	General Beverage	1.25" 31.8 mm
3046	1/4" 7.14 mm	Dole	1.26" 32.0 mm
3047	1/4" 7.14 mm	General Beverage	1.25" 31.8 mm
7124	3/8" 9.96 mm	General Beverage	1.53" 38.9 mm
7328	3/8" 9.96 mm	Dole	1.53" 38.9 mm



## VALVE INLETS - STRAIGHT - DOUBLE O-RING

SKU	A (Barb)	B (Inlet)	C (Length)
7379	1/8" 4.06 mm	Dole	1.28" 32.5 mm
7205	1/4" 7.14 mm	General Beverage	1.37" 34.8 mm
3236	1/4" 7.14 mm	Dole	1.28" 32.5 mm



## VALVE INLETS - 45° - DOUBLE O-RING

SKU	A (Barb)	B (Inlet)	C (Length)	D (Height)
7121	1/4" 7.14 mm	General Beverage	1.86" 47.2 mm	0.86" 21.8 mm
7129	1/4" 7.14 mm	Dole	1.86" 47.2 mm	0.86" 21.8 mm



## VALVE INLETS - 90° - DOUBLE O-RING

SKU	A (Barb)	B (Inlet)	C (Length)	D (Height)
7108	1/4" 7.14 mm	General Beverage	1.42" 36.1 mm	1.27" 32.3 mm
7128	1/4" 7.14 mm	Dole	1.42" 36.1 mm	1.27" 32.3 mm
7072	3/8" 9.96 mm	General Beverage	2.06" 52.3 mm	1.44" 36.6 mm
7238	3/8" 9.96 mm	Dole	1.88" 47.8 mm	1.43" 36.3 mm
7125	1/2" 13.49 mm	General Beverage	2.17" 55.1 mm	1.44" 36.6 mm



## BEER NUTS



A

SKU	A (Thread)	Material
1020	7/8"-14 (5/8" BSP)	Nickel-Plated Brass
3340	7/8"-14 (5/8" BSP)	303 Stainless Steel

## BEER CAP NUT



B A

SKU	Thread	A (Width)	B (Height)	Material
3389	7/8"-14 (5/8" BSP)	1.00" 25.4 mm	0.57" 14.5 mm	303 Stainless Steel

## NICKEL PLATED BEER STEMS



B A

SKU	A (Barb)	B (Length)	Material
1011	1/4" 7.14 mm	0.87" 22.1 mm	Nickel-Plated Brass
1012	5/16" 8.64 mm	0.87" 22.1 mm	Nickel-Plated Brass
1013	0.405" 10.29 mm	0.87" 22.1 mm	Nickel-Plated Brass
1014	7/16" 11.43 mm	0.87" 22.1 mm	Nickel-Plated Brass
1015	1/2" 13.49 mm	0.87" 22.1 mm	Nickel-Plated Brass

## STAINLESS STEEL BEER STEMS



B A

SKU	A (Barb)	B (Length)	Material
3337	3/16" 6.35 mm	0.87" 22.1 mm	303 Stainless Steel
4168	0.187" 4.75 mm	0.87" 22.1 mm	304 Stainless Steel
4102	1/4" 7.14 mm	0.88" 22.4 mm	304 Stainless Steel
4114	5/16" 8.64 mm	0.88" 22.4 mm	304 Stainless Steel
4115	0.405" 10.29 mm	0.88" 22.4 mm	304 Stainless Steel
3357	7/16" 11.43 mm	0.87" 22.1 mm	303 Stainless Steel
4169	0.560" 14.22 mm	0.87" 22.1 mm	304 Stainless Steel


## BEER STEM - ELBOWS

SKU	A (Barb)	B (Length)	C (Height)	Material
4152	3/16" 6.35 mm	1.68" 42.7 mm	1.52" 38.6 mm	304 Stainless Steel
4103	1/4" 7.14 mm	1.88" 47.8 mm	1.31" 33.3 mm	304 Stainless Steel
7176	0.312" 7.92 mm	1.76" 44.7 mm	1.76" 44.7 mm	304 Stainless Steel
4153	5/16" 8.64 mm	1.70" 43.2 mm	1.70" 43.2 mm	304 Stainless Steel
4131	3/8" 9.96 mm	1.78" 45.2 mm	1.63" 41.4 mm	304 Stainless Steel
7645	1/2" 13.49 mm	2.14" 54.4 mm	2.01" 51.1 mm	304 Stainless Steel



## BEER WING NUT

SKU	A (Thread)	B (Length)	C (Height)	Material
8054	7/8" 14 (5/8" BSP)	2.15" 54.6 mm	0.58" 14.7 mm	Nickel-Plated brass, molded nylon



## BEER WASHER

SKU	Thread Type
8016	7/8" 14 (5/8" BSP)



## BEER STEM - MALE FLARE

SKU	A (Male Flare)	B (Length)	Material
7269	1/4" (7/6-20)	1.23" 31.2 mm	Stainless Steel




## BEER GAS NIPPLE

SKU	A (Barb)	B (Length)	Material
1072	0.412" 10.46 mm	1.11" 28.2 mm	Nickel-Plated Brass



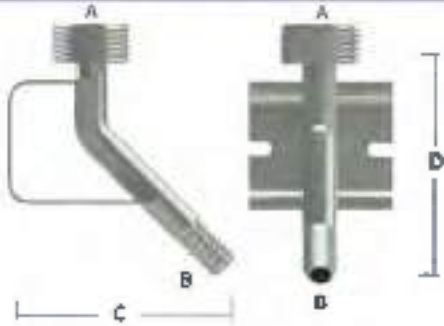


## STAINLESS WALL BRACKET- BEER THREAD TO BARB




SKU	A (Male Thread)	B (Barb)	C (Length)	D (Height)
9404	7/8"-14 (5/8" BSP)	3/8" 9.96 mm	2.50" 63.5 mm	3.00" 76.2 mm

## STAINLESS WALL BRACKET- BEER THREAD TO BARB




SKU	A (Male Thread)	B (Barb)	C (Length)	D (Height)
9409	7/8"-14 (5/8" BSP)	3/8" 9.96 mm	2.62" 66.5 mm	3.00" 76.2 mm

## STAINLESS WALL BRACKET- STRAIGHT SPLICER



SKU	A (Barb)	B (Length)	C (Height)
4119	3/8" 9.96 mm	1.68" 42.7 mm	2.00" 50.8 mm

## STAINLESS WALL BRACKET- 45° SPLICER



SKU	A (Barb)	B (Length)	C (Height)
4172	3/8" 9.96 mm	2.13" 54.1 mm	2.72" 69.1 mm


## STAINLESS WALL BRACKET - UBEND

SKU	A (Barb)	B (Length)	C (Height)
4024	3/8" 9.96 mm	1.68" 42.7 mm	3.32" 84.3 mm




## STAINLESS WALL BRACKET - BEER THREAD TO BARB

SKU	A (Male Thread)	B (Barb)	C (Length)	D (Height)
7596	7/8"-14 (5/8" BSP)	3/8" 9.96 mm	1.68" 42.7 mm	2.99" 75.9 mm




## STAINLESS WALL BRACKET - 45° SPLICER

SKU	A (Barb)	B (Length)	C (Height)
9406	3/8" 9.96 mm	2.30" 58.4 mm	2.75" 69.9 mm



## STAINLESS WALL BRACKET - BEER THREAD

SKU	A (Male Thread)	B (Length)	C (Height)
9403	7/8"-14 (5/8" BSP)	2.39" 60.7 mm	3.00" 76.2 mm



## JUG GROWLER FILLERS




SKU	A (Barb)	B (Length)	C (Height)	Material
9156	3/8" 9.96 mm	1.77" 45.0 mm	0.467" 12.37 mm	Stainless Steel

## BEER STEM - QUICK DISCONNECT



SKU	A (Quick Disconnect Size)	B (Length)	Material
7294	3/8" (0.375") 9.53 mm	1.44" 36.6 mm	Stainless Steel

## BARB ELBOWS TO SMOOTH FINISH - 90°




SKU	A (Barb)	B (Length)	C (Height)
4031	3/16" 6.35 mm	1.63" 41.4 mm	1.25" 31.8 mm
4008	1/4" 7.14 mm	1.31" 33.3 mm	1.31" 33.3 mm
4041	3/8" 9.96 mm	1.91" 48.5 mm	1.91" 48.5 mm
4090	1/2" 13.49 mm	2.50" 63.5 mm	1.91" 48.5 mm

## BARB ELBOW TO SMOOTH FINISH - 45°



SKU	A (Barb)	B (Length)	C (Height)
4121	3/16" 6.35 mm	1.87" 47.5 mm	1.06" 26.9 mm

## FAUCET LEVER



SKU	Description	A (Length)
9400	Stainless Steel Lever	2.34" 59.4 mm



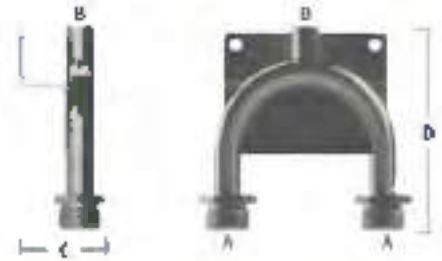
## QUICK DISCONNECT TO BEER THREAD - U-BEND

SKU	A (Threads)	B (Tube Size)	C (Length)	D (Height)
7549	7/8"-14 (5/8" BSP)	0.375"	3.69" 93.7 mm	3.00" 76.2 mm



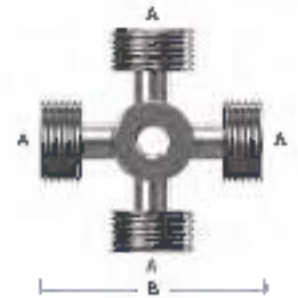
## STAINLESS WALL BRACKET - BARB TO BEER THREAD - U-BEND MANIFOLD

SKU	A (Threads)	B (Barb)	C (Length)	D (Height)
7638	7/8"-14 (5/8" BSP)	1/2" 13.49 mm	1.71" 43.4 mm	4.11" 104.4 mm



## STAINLESS 6-WAY BEER CLEANING MANIFOLD - STAR

SKU	A (Threads)	A (# of Outlets)	B (Length)
7477	7/8"-14 (5/8" BSP)	6	3.11" 79.0 mm




## STAINLESS 2-WAY BEER MANIFOLDS



SKU	A (Tube Diameter)	B (Inlet)	C (Outlet)
7640-1	1.5"	3/8" Barb	None
7640-3	1.5"	3/8" Barb	3/8" Barb
7472-1	1.5"	1/2" Barb	None
7472-3	1.5"	1/2" Barb	1/2" Barb

## STAINLESS 2-WAY BEER MANIFOLDS



SKU	A (Tube Diameter)	B (Inlet)	C (Outlet)
7640-5	1.5"	3/8" Barb	None
7640-7	1.5"	3/8" Barb	3/8" Barb
7472-5	1.5"	1/2" Barb	None
7622-1	1.5"	None	Beer Thread

## STAINLESS 3-WAY BEER MANIFOLDS



SKU	A (Tube Diameter)	B (Inlet)	C (Outlet)
7491-1	1.5"	3/8" Barb	None
7491-3	1.5"	3/8" Barb	3/8" Barb
7626-1	1.5"	1/2" Barb	None
7626-3	1.5"	1/2" Barb	1/2" Barb

## STAINLESS 3-WAY BEER MANIFOLDS



SKU	A (Tube Diameter)	B (Inlet)	C (Outlet)
7491-5	1.5"	3/8" Barb	None
7491-7	1.5"	3/8" Barb	3/8" Barb
7615-1	2.0"	Shut-off	1/2" Barb
7622-3	1.5"	None	Beer Thread
7625	0.531"	None	1/2" Barb Elbow Up
7626-5	1.5"	1/2" Barb	None

## STAINLESS 4-WAY BEER MANIFOLDS

SKU	A (Tube Diameter)	B (Inlet)	C (Outlet)
7492-1	1.5"	1/2" Barb	None
7492-3	1.5"	1/2" Barb	1/2" Barb
7641-1	1.5"	3/8" Barb	None
7641-3	1.5"	3/8" Barb	3/8" Barb



## STAINLESS 4-WAY BEER MANIFOLDS

SKU	A (Tube Diameter)	B (Inlet)	C (Outlet)
7492-5	1.5"	1/2" Barb	None
7615-3	2.0"	Shut-off	1/2" Barb
7622-5	1.5"	None	Beer Thread
7641-5	1.5"	3/8" Barb	None
7641-7	1.5"	3/8" Barb	3/8" Barb



## STAINLESS 5-WAY BEER MANIFOLDS

SKU	A (Tube Diameter)	B (Inlet)	C (Outlet)
7642-1	1.5"	3/8" Barb	None
7642-3	1.5"	3/8" Barb	3/8" Barb



## STAINLESS 5-WAY BEER MANIFOLDS

SKU	A (Tube Diameter)	B (Inlet)	C (Outlet)
7615-5	2.0"	Shut off	1/2" Barb
7642-5	1.5"	3/8" Barb	None
7642-7	1.5"	3/8" Barb	3/8" Barb





## STAINLESS 6-WAY BEER MANIFOLDS



SKU	A (Tube Diameter)	B (Inlet)	C (Outlet)
7545	1.5"	Beer Thread	Beer Thread

## STAINLESS 6-WAY BEER MANIFOLDS



SKU	A (Tube Diameter)	B (Inlet)	C (Outlet)
7632	1.5"	1/2" Barb	None

## STAINLESS 6-WAY BEER MANIFOLDS



SKU	A (Tube Diameter)	B (Inlet)	C (Outlet)
7476	0.625"	Beer Thread	Beer Thread

## STAINLESS 8-WAY BEER MANIFOLDS



SKU	A (Tube Diameter)	B (Inlet)	C (Outlet)
7546	1.5"	Beer Thread	Beer Thread


## BARB TO SMOOTH FINISH



SKU	A (Barb)	B (Tube Diameter)	C (Length)
7292	1/4" 7.14 mm	0.250" 6.35 mm	2.04" 51.8 mm
7375	1/4" 7.14 mm	0.375" 9.53 mm	1.68" 42.7 mm
7293	3/8" 9.96 mm	0.375" 9.53 mm	1.68" 42.7 mm

## TUBE COMPRESSION TO BARB

SKU	A (Tube Size)	B (Barb)	C (Length)
7037	0.250"	1/4" 7.14 mm	1.80" 45.7 mm
7038	0.250"	3/8" 9.96 mm	1.80" 45.7 mm
7039	0.313"	1/4" 7.14 mm	1.88" 47.8 mm
7040	0.313"	3/8" 9.96 mm	1.88" 47.8 mm
7041	0.375"	1/4" 7.14 mm	1.88" 47.8 mm
7042	0.375"	3/8" 9.96 mm	1.88" 47.8 mm




## TUBE COMPRESSION TO MALE FLARE

SKU	A (Tube Size)	B (Male Flare)	C (Length)
7069	0.250"	1/4" (7/16-20)	1.59" 40.4 mm
7043	0.250"	5/16" (1/2-16)	1.59" 40.4 mm
7088	0.313"	1/4" (7/16-20)	1.72" 43.7 mm
7060	0.313"	3/8" (5/8-18)	1.72" 43.7 mm
7061	0.375"	3/8" (5/8-18)	1.72" 43.7 mm




## FEMALE FLARE TO BARB COMPRESSION

SKU	A (Tube Size)	B (Barb)	C (Length)
7263	0.250"	1/4" 7.14 mm	2.05" 52.1 mm
7280	0.375"	1/4" 7.14 mm	2.00" 50.8 mm
7466	0.250"	3/8" 9.96 mm	2.05" 52.1 mm
7264	0.375"	3/8" 9.96 mm	1.96" 49.8 mm




## FEMALE FLARE TO MALE FLARE COMPRESSION



SKU	A (Tube Size)	B (Male Flare)	C (Length)
7288	0.250"	1/4" (7/16-20)	1.95" 49.5 mm
7289	0.375"	1/4" (7/16-20)	1.88" 47.8 mm

## QUICK DISCONNECT ADAPTERS



SKU	A (Tube Size)	B (Barb)	C (Length)
7217	0.250"	1/4" 7.14 mm	1.68" 42.7 mm
7595	0.250"	3/8" 9.96 mm	1.68" 42.7 mm
7212	0.375"	1/4" 7.14 mm	2.20" 55.9 mm
7619	0.375"	0.312" 7.92 mm	1.68" 42.7 mm
7216	0.375"	3/8" 9.96 mm	1.68" 42.7 mm
7259	0.375"	1/2" 13.49 mm	1.68" 42.7 mm
7345	0.500"	3/8" 9.96 mm	1.68" 42.7 mm
7397	0.500"	1/2" 13.49 mm	1.80" 45.7 mm

## QUICK DISCONNECT ADAPTERS - ELBOW



SKU	A (Tube Size)	B (Barb)	C (Length)	D (Height)
4180	0.250"	0.250" 6.35 mm	1.75" 44.5 mm	1.75" 44.5 mm
4065	0.312"	0.312" 7.92 mm	1.90" 48.3 mm	1.65" 41.9 mm
7612	0.375"	1/4" 7.14 mm	1.75" 44.5 mm	1.75" 44.5 mm
7613	0.375"	0.312" 7.92 mm	2.00" 50.8 mm	1.53" 38.9 mm
4069	0.375"	0.375" 9.53 mm	1.97" 50.0 mm	2.09" 53.1 mm

## QUICK DISCONNECT ADAPTERS - NPT



SKU	A (Tube Size)	B (NPT)	C (Length)
7384	0.250"	1/4"	1.47" 37.3 mm
7255	0.250"	3/8"	1.56" 39.6 mm
7272	0.500"	3/8"	1.89" 48.0 mm



# LOOSE COLD PLATES



SKU	Circuits	Line Length (ft)	Tube Size (in)	Measurement (in)
8x12-1	1	11'	1/4"	8" x 12"
8x12-2	2	11'	1/4"	8" x 12"
8x12-3	3	11'	1/4"	8" x 12"
8x12-4	4	11'	1/4"	8" x 12"
8x12-5	5	11'	1/4"	8" x 12"
8x12-6	6	11'	1/4"	8" x 12"
8x12-7	7	11'	1/4"	8" x 12"
8x14-1	1	12'	1/4"	8" x 14"
8x14-2	2	12'	1/4"	8" x 14"
8x14-3	3	12'	1/4"	8" x 14"
8x14-4	4	12'	1/4"	8" x 14"
8x14-5	5	12'	1/4"	8" x 14"
8x14-6	6	12'	1/4"	8" x 14"
8x14-7	7	12'	1/4"	8" x 14"
8x14-8	8	12'	1/4"	8" x 14"
10x15-1	1	16'	1/4"	10" x 15"
10x15-2	2	16'	1/4"	10" x 15"
10x15-3	3	12'	5/16"	10" x 15"
10x15-4	4	12'	5/16"	10" x 15"
10x15-5-Pre	5	18'	1/4"	10" x 15"
10x15-5-Post	5	11' Water / 7 Syrup	5/16"	10" x 15"
10x15-6-Pre	6	18'	1/4"	10" x 15"
10x15-6-Post	6	11' Water / 7 Syrup	5/16"	10" x 15"
10x15-7	7	2 Water @ 11' / 5 Syrup @ 7'	5/16"	10" x 15"
10x15-8	8	7	5/16"	10" x 15"
12x18-2	2	18'	5/16"	12" x 18"
12x18-3	3	18'	5/16"	12" x 18"
12x18-4	4	18'	5/16"	12" x 18"
12x18-5	5	18' [3] / 13' [2]	5/16"	12" x 18"
12x18-6	6	18' [2] / 13' [4]	5/16"	12" x 18"
12x18-7	7	12'	5/16"	12" x 18"
12x18-8	8	13'	5/16"	12" x 18"
18x12-6	6	18' [2] / 13' [4]	5/16"	18" x 12"
17x19-2	2	25'	5/16"	17" x 19"
17x19-3	3	25'	5/16"	17" x 19"
17x19-4	4	25'	5/16"	17" x 19"
17x19-5-Pre	5	25'	5/16"	17" x 19"
17x19-5-Post	5	25' Water (2) / 12' (3)	5/16"	17" x 19"
17x19-6-Pre	6	16'	5/16"	17" x 19"
17x19-6-Post	6	25' Water (2) / 12' (4)	5/16"	17" x 19"
17x19-7	7	[2] Water @ 25' / (5) Syrup @ 12'	5/16"	17" x 19"

# SEALED IN COLD PLATES

SKU	Dimensions (in.)	Circuits
610X15-20 ME BD	10 x 15 x 2.25	2
610X15-40 ME BD	10 x 15 x 2.25	4
510X15-70 ME BD	10 x 15 x 2.25	7
513X20-70 ME	13 x 20 x 2.25	7
513X20-70 ME TN	13 x 20 x 2	7
513x20-80 ME	13 x 20 x 2.75	8
513X20-80 ME TN	13 x 20 x 2	8
513X20-10 ME	13 x 20 x 2.75	10



SKU	Dimensions (in.)	Circuits
610X15-20 ME BE	10 x 15 x 1.5	2



SKU	Dimensions (in.)	Circuits
512X18-70 BD ME	12 x 18 x 3.25	7
512X18-80 BD ME	12 x 18 x 3.25	8



SKU	Dimensions (in.)	Circuits
513X20-73	13 x 20 x 2.75	7
513X20-83	13 x 20 x 2.75	8
519X21-83	19 x 21 x 2.63	8
519X21-93	19 x 21 x 2.63	9




# CHILLER PLATES



SKU	No. of Products	Glycol Line	Product Lines	Weight (lbs)	Dimensions
WINL4	4	48'	25'	74	20" x 21" x 6"
WINL6	6	48'	18'	74	20" x 21" x 6"
WINL8	8	48'	18'	78	20" x 21" x 6"
WINL10	10	57'	18'	93	20" x 21" x 6"

## CHECK VALVE - NPT TO MALE FLARE




SKU	A (NPT)	B (Male Flare)	C (Length)	PSI Rating	Flow Direction	Material
1066	1/8"	1/4" (7/16-20)	1.07" 27.2 mm	2.5-3.0	→	Brass
1073	1/8"	1/4" (7/16-20)	1.07" 27.2 mm	1.0	←	Brass
9651	1/8"	1/4" (7/16-20)	1.41" 35.8 mm	1.0	←	Stainless Steel
1074	1/4"	1/4" (7/16-20)	1.25" 31.8 mm	1.0	←	Brass

## CHECK VALVE - NPT TO BARB



SKU	A (NPT)	B (Barb)	C (Length)	PSI Rating	Flow Direction	Material
1067	1/8"	1/4" 7.14 mm	1.27" 32.3 mm	2.5-3.0	←	Brass
1092	1/4"	1/4" 7.14 mm	1.50" 38.1 mm	1.0	←	Brass


## CHECK VALVE - NPT TO FEMALE FLARE




SKU	A (NPT)	B (Female Flare)	C (Length)	PSI Rating	Flow Direction	Material
9650	1/8"	1/4" (7/16-20)	1.25" 31.8 mm	1.0	→	Stainless Steel






## CHECK VALVE - SINGLE BALL - NPT TO MALE FLARE

SKU	A (NPT)	B {Male Flare}	C (Length)	Flow Direction	Material
9042	1/8"	1/4" (7/16-20)	1.98" 50.3 mm		Stainless Steel





## CHECK VALVE - DOUBLE BALL - NPT TO MALE FLARE

SKU	A (NPT)	B {Male Flare}	C (Length)	Flow Direction	Material
8079	1/8"	1/4" (7/16-20)	2.75" 69.9 mm		Stainless Steel
8080	1/8"	3/8" (5/8-18)	2.87" 72.9 mm		Stainless Steel




## CHECK VALVE - DOUBLE BALL - MALE FLARE TO MALE FLARE

SKU	A (Male Flare)	B {Male Flare}	C (Length)	Flow Direction	Material
8076	3/8" (5/8-18)	3/8" (5/8-18)	3.16" 80.2 mm		Stainless Steel



## CHECK VALVE - DOUBLE BALL - BARBED

SKU	A (Barb)	B (Barb)	C (Length)	Flow Direction	Material
9041	3/8" 9.96 mm	3/8" 9.96 mm	3.33" 84.6 mm		Stainless Steel



## PRESSURE RELIEF VALVE - NPT



SKU	A (NPT)	PSI Rating	Material
8071	1/8"	130	All Brass
8086	1/8"	130	Body - Nickel-plated Brass Internal - Stainless Steel
8072	1/8"	150	Body - Nickel-plated Brass Internal - Stainless Steel
8077	1/4"	130	All Brass
8085	1/4"	130	Body - Nickel-plated Brass Internal - Stainless Steel
8084	7/16-20 Thread	150	Body - Nickel-plated Brass Internal - Stainless Steel

## STAINLESS SHUT-OFF VALVE - MALE FLARE



SKU	A (Male Flare)	B (Male Flare)	C (Length)	D (Height)
9034	1/4" (7/16-20)	1/4" (7/16-20)	1.62" 41.1 mm	1.75" 44.5 mm

## STAINLESS SHUT-OFF VALVE - MALE FLARE TO FEMALE FLARE - ELBOW



SKU	A (Male Flare)	B (Female Flare)	C (Length)	D (Height)
9102	1/4" (7/16-20)	1/4" (7/16-20)	1.56" 39.6 mm	2.18" 55.4 mm

## BARB TEE TO MALE FLARE - SCHRADER VALVE



SKU	A (Barb)	B (Male flare)	C (Length)	D (Height)
9026	0.296" 7.52 mm	1/4" (7/16-20)	1.88" 47.8 mm	1.09" 27.7 mm

## N<sub>2</sub> INLET - NUT

SKU	A (Thread)	B (Length)	Material
1109	31/32-14	1.13" 28.7 mm	Brass



## N<sub>2</sub> INLET - NIPPLE

SKU	A (NPT)	B (Length)	Material
1110	1/4" (Left Hand)	3.00" 76.2 mm	Brass



## CO<sub>2</sub> FIBER WASHER

SKU	A (Diameter)	B (Diameter)	C (Thickness)
8068	0.723" 18.36 mm	0.268" 6.81 mm	0.08" 2.03 mm



## CO<sub>2</sub> CHANGEOVER VALVE - MALE FLARE - 3-WAY

SKU	A (Male Flare)	B (Length)	C (Height)
8078	1/4" (7/16-20)	4.09" 103.9 mm	3.25" 82.6 mm

